

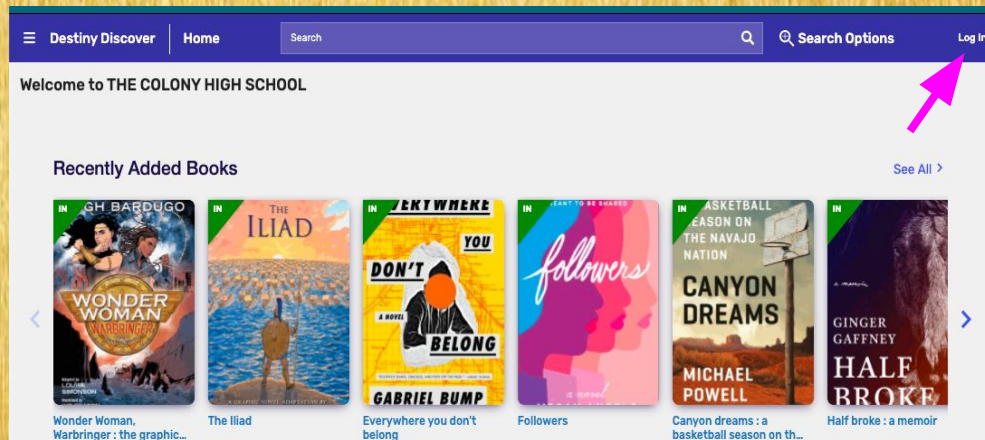


CHECKING OUT BOOKS

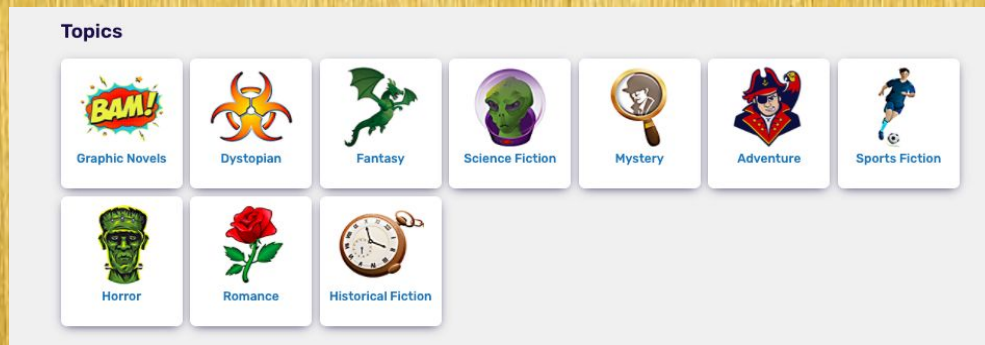
FROM THE TCHS LIBRARY

First, go to Destiny Discover through the L-Hub.

Then, make sure that you are logged in and your name appears on the right, top corner. Use your regular network username & password.

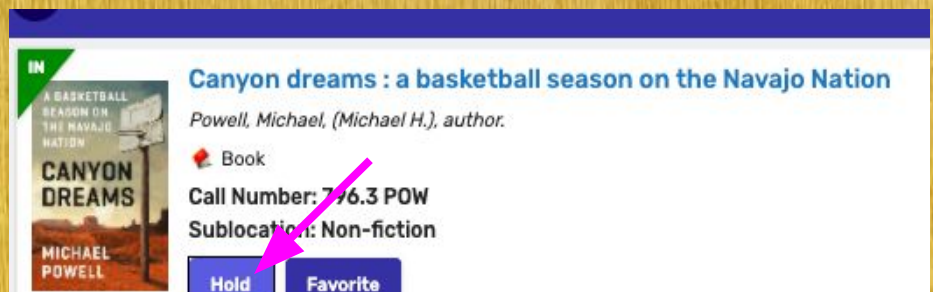


You can search for a book title or browse titles by clicking on your favorite topic, like graphic novels or fantasy.



When you are ready to place a book on hold, click on the word **HOLD**.
If you are doing in-person OR virtual hybrid classes: I will contact you when your item(s) are ready by email and with a paper notice (placed in your 2nd period teacher's mailbox).
You can stop by the library before school or during your 2nd period advisory time (with a pass from your teacher).

If you are doing virtual classes ONLY: I will contact you by email when your item(s) are ready and provide you the link to a form so you may select your pick-up date and time.



Once the notification email/paper have been sent, items will be held for 5 days. If the item has not been picked up after that 5th day, the hold will be cancelled.